



Shandong Vocational Vet & Animal Science College

the Application of Traditional Medicine in Pet Clinic

Hou Xiantao





Personal Resume

- **Lecture** (Shandong Vocational Vet & Animal Science College, the Department of Pet Science & Technology) 讲师 山东畜牧兽医职业学院；宠物科技系
- **Major courses** : the Acupuncture Technique of Small Animal Small Animal Imaging
主授课程：《小动物影像学》、《小动物针灸技术》
- **Visiting Vet:** Teaching-Animal Hospital , the Centre of Chinese and Western Medicine)
客座医师:教学动物医院（中西医结合中心）
- **Vice President:** China Veterinary Research Institute of Shandong Province
副理事长 山东省中兽医学会







Contact Information



080-4683-8960(Japan)



134-5564-2380(China)



14975218


xthou_1@163.com



xiantaohou9@gmail.com

Main Content

- 1 What is traditional vet medicine?
- 2 The differences between Chinese & western medicine
- 3 the application at home & abroad
- 4 Clinical case analysis



I. What is Chinese Traditional Vet Medicine?

- Chinese Traditional Vet Medicine is an evidence-based medicine (循证医学) which is based on the theory of Yin Yang and the five elements (阴阳五行).
- The main features (主要特点) is holism concept (整体观念) and Treatment according to syndrome differentiation (辨证论治)



I. What is Chinese Traditional Vet Medicine?

➤ There are **two main apartment** which is acupuncture (针灸) and traditional Chinese medicine (中药).



I. What is Chinese Traditional Vet Medicine?

With the development of science & technology, combined with modern science & technology, many modern TCVM dosage forms and physical therapies have been formed.



Liquid



particles/tablets



Pills



Injection




I. What is Chinese Traditional Vet Medicine?

many physical therapies also have been formed.



I. What is Chinese Traditional Vet Medicine?



Moxibustion

I. What is Chinese Traditional Vet Medicine?

many physical therapies also have been formed.



Laser Acupuncture



SPA



Aqueous
Acupuncture



II. the Differences between Chinese & Western Medicine



1.the Medical system based on **Anatomy & Pathology**

医学体系以解剖学与病理学为基础

Fibrous ring calcification, nucleus pulposus protrudes or emerges.

纤维环钙化，髓核突出或脱出

IVDD
(椎间板病)



1.the Medical system based on **Evidence-Based medicine**


医学体系为循证医学

No stand 不能站立

No walk 不能行走

Excretion大 小便排泄障碍

Symptom



II. the Differences between Chinese & Western Medicine

2. The occurrence of disease is **pathological changes** (Abnormal structure & morphology.) 疾病的发生是病理学改变 (结构异常、形态异常)



The fourth and fifth lumbar disc herniation

IVDD
(椎间板病)



2. The occurrence of disease is an **imbalance** between the environment or the viscera (疾病的发生是环境的失衡或脏腑自身的失调)



Imbalance (失衡)

Environment (环境)

Injured (外伤)

Older (老龄)

Over exercise (过度运动)

II. the Differences between Chinese & Western Medicine

3. The treatment is to **eliminate abnormal pathological changes** 疾病的治疗是消除病理改变



IVDD
(椎间板病)

Eliminate (消除)

Skylight surgery

To Eliminate the Oppression



3. The treatment is to **restore the balance system**
(疾病的治疗是重新建立平衡)



Adjust (调整)

Meridian (经络)

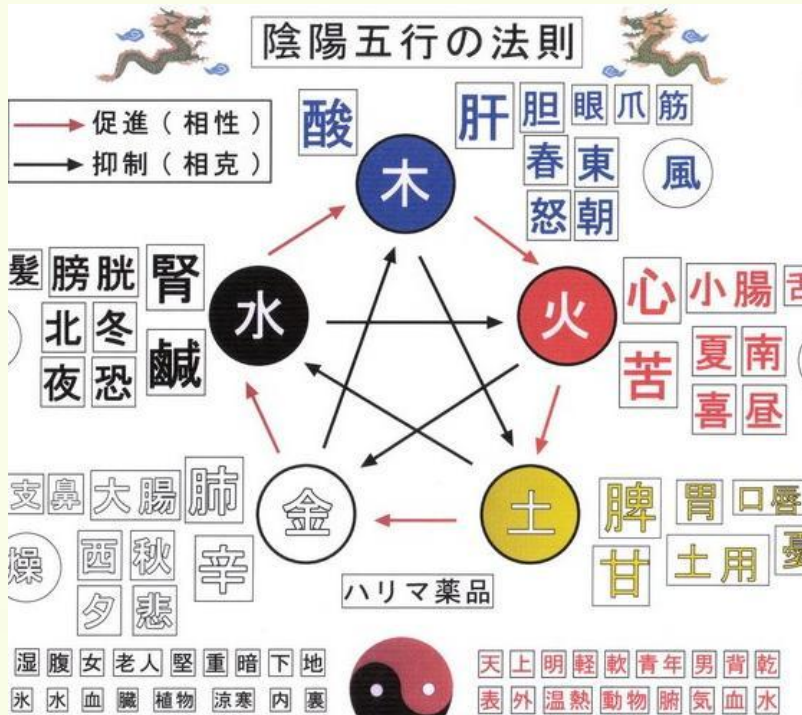
Internal environment (内环境)

Give up bad habit (改变陋习)



II. the Differences between Chinese & Western Medicine

The theory of TCVM is **difficult** to understand, but it **isn't** wrong



Periodic Table of Elements

Atomic Number, Symbol, Name, Atomic Weight

Alkali Metal, Alkaline Earth Metal, Transition Metal, Post-Transition Metal, Metalloid, Polyatomic Nonmetal, Diatomic Nonmetal, Noble Gas, Lanthanide, Actinide, Unknown Properties

There **are 118 elements** composed all the matter !

Why we can't classify them into **five categories**?

Maybe

This is the reason why TCVM is difficult to spread and go global.

II. the Differences between Chinese & Western Medicine

A. Cultural Backgrounds

TCVM

Harmonious Culture (和谐文化)



圣德太子在《宪法十七、条》中引用《论语》
“礼之用，和为贵”

やまと “和”乃和平、和睦、和谐之总义，亦可视为有小和、中和、大和之别。和平乃为小和，和睦可称中和，唯和谐方为大和。

Western Vet Medicine

Colonial Culture (殖民地文化)

Struggle (斗争) :

From slave to king
从奴隶到国王



II. the Differences between Chinese & Western Medicine

TCVM



Western Vet Medicine

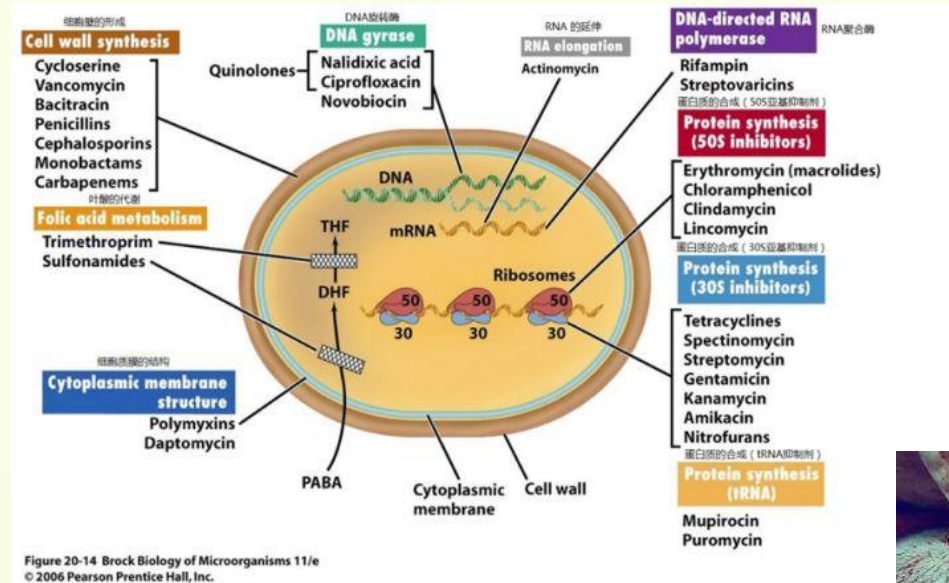
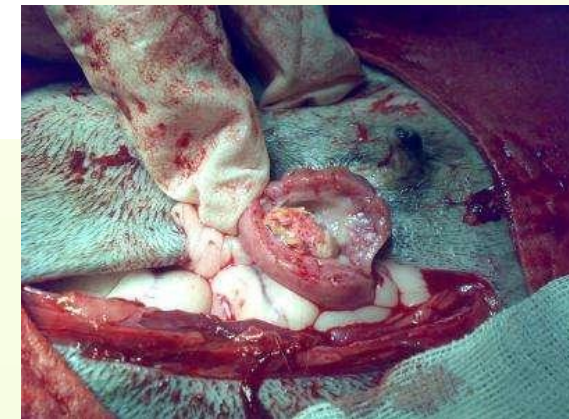


Figure 20-14 Brock Biology of Microorganisms 11/e © 2006 Pearson Prentice Hall, Inc.



II. the Differences between Chinese & Western Medicine

B. Methodological

TCVM

Information theory (信息论)

A series of symptoms
(一系列症状)

Western Vet Medicine

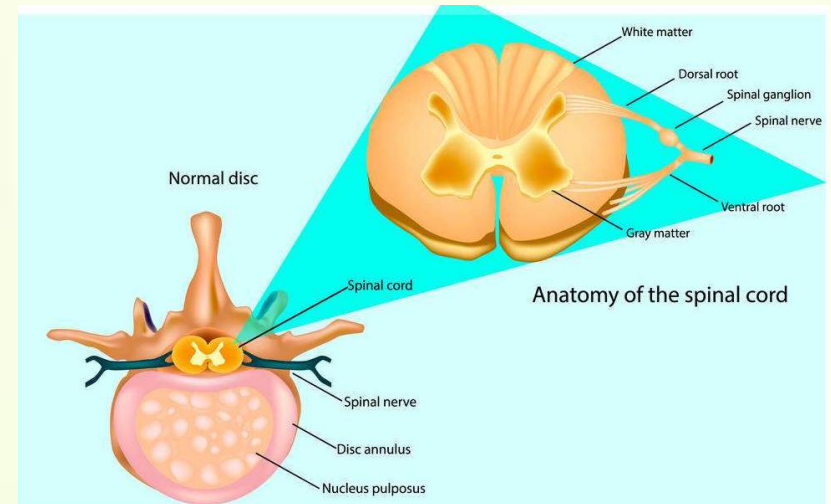

The atomic theory (原子论)

Pathological structural abnormalities
(病理结构异常)

No stand

No walk

Excretion



II. the Differences between Chinese & Western Medicine

B. Methodological

TCVM

Movement Analysis (动态)

State (动物状态)

Feeling well or not (自体感觉)

Western Vet Medicine

static Analysis (静态)

Quota (数量指标)

T、P、R.....

Standard Range (标准范围)

Organization normal or not
(组织结构正常与否)



II. the Differences between Chinese & Western Medicine

C. Diagnostic Methods

TCVM

four Diagnostic Methods (四诊)

Inspection (望)

Listening and smelling (闻)

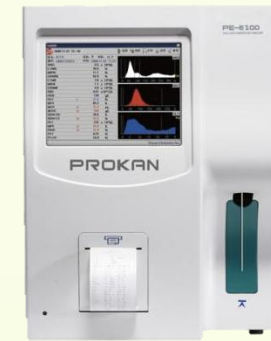
Inquiry (问)

Pulse-taking (切)



Western Vet Medicine

Anatomy, Apparatus or Equipment
(解剖、仪器或设备)



II. the Differences between Chinese & Western Medicine

D. Treatment Concept

TCVM

strengthening body resistance and eliminating evil; Focusing on strengthening (扶正祛邪，重在“扶正”)

Improve itself resistance

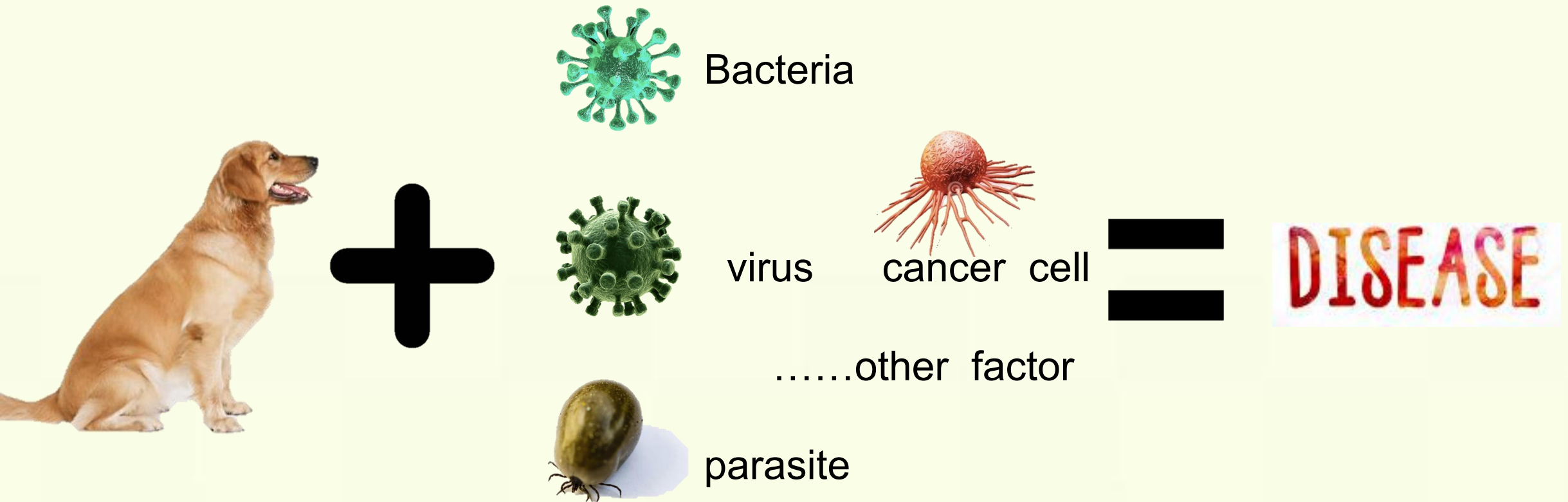
Western Vet Medicine

Fighting and Killing or Remove (斗争；杀灭；或 消除)



II. the Differences between Chinese & Western Medicine

Animal diseases must be included both animal and pathogenic factors
(疾病包括 动物和致病因素两方面)



Maybe , Integrative Chinese and western medicine should be the most suitable medicine

III. the Application at Home & Abroad



1. TCVM has made **great progress** in the world! To be precise: **refocus**.

(中医药在世界范围内已经取得了较大的发展！确切的说是**重新重视**)



2. The whole world has become a craze for learning after Chinese pharmacologist **Tu Youyou** was awarded the Nobel Prize for the invention of artemisinin in 2015.

(屠呦呦，青蒿素，诺贝尔奖)

Artemisinin can only be said to be plant (TCM) extract!

(植物提取物)

Because the so-called TCM are all the medicines which were used under the guidance of the theory of TCM .



III. the Application at Home & Abroad



3. There are few finished products **just for pets** that can be exported.
But many domestic pet practitioners prescribe TCVM for patients.
So it's extremely difficult to count.

For human

Sales of Chinese herbal medicines account for about 20% compare with western medicine

Japan has made a great contribution (accounts for 80% of international market share) ----- **【high level Processing technology】**

China mainly provides **raw materials** for traditional Chinese medicine




III. the Application at Home & Abroad

1. Different from the use of TCVM, the use and promotion of acupuncture is more easy and operable!



assistant and guide



菊花

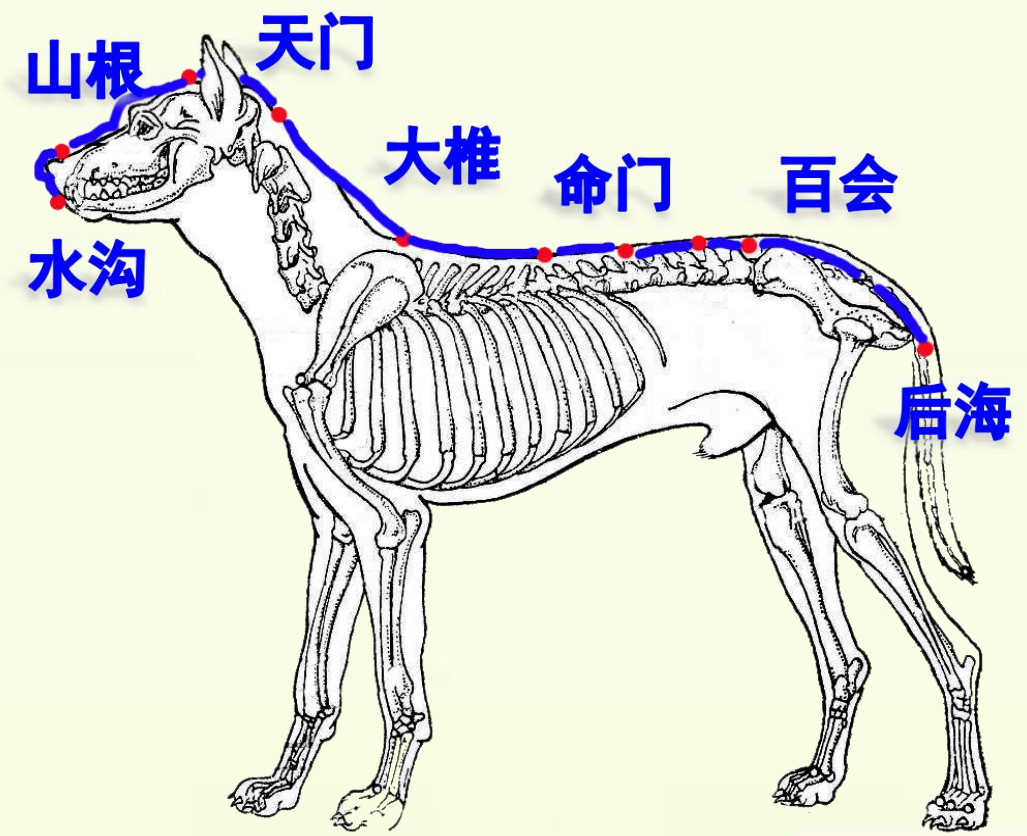


苦丁



III. the Application at Home & Abroad

1. Different from the use of TCVM, the use and promotion of acupuncture is more easy and operable!



Remember Acupuncture Points

III. the Application at Home & Abroad

2. The vet who are interesting and learning acupuncture more and more! Here, we take the United States, Japan & China as an example.



III. the Application at Home & Abroad

2. The vet who are interesting and learning acupuncture more and more! Here, we take the United States, Japan & China as an example.



So much honor; visiting professor in several university ;
published many books and vides

- 日本宠物中医学研究会会长、日本宠物按摩协会理事长、日本医用芳香疗法动物临床兽医部会理事长、**亚洲传统兽医学会常任理事**。
- 先后被北京农学院、南京农业大学、聊城大学、四川农业大学等高校聘为兼职教师（副教授、教授）。
- 编著并在日本、韩国、中国台湾公开出版了《宠物针灸和按摩手册》、《小动物临床针灸学》、《狗狗的掌球诊断BOOK（日文、繁体）》、《猫咪的掌球诊断BOOK（日文、繁体）》、《我家猫咪的长寿大词典（日文、繁体、韩语）》、《开始养猫就上手（日文、繁体）》、《爱犬的寿命可以延长5年》等专著、音像接近20种。
- 在日本享有“宠物按摩针灸之父”之美誉。



III. the Application at Home & Abroad

Chi Institute was built in 1998

There are more than 5000 worldwide vets having been trained during the last 20 years.

The practice program will provides veterinary acupuncture, traditional Chinese medicine, diet, and massage techniques etc.

After more than 20 years of construction and development of the discipline that college was famous all over the world.

Dr. Huisheng Xie



美国佛罗里达大学教授, Chi Institute 创始人兼校长,
世界兽医针灸权威

Maybe

His **advantage** lies in the language

Chi Institute 2018国际兽医针灸师认证课程

2017-10-12 维特学院



国际兽医针灸师资格认证
Certified Veterinary Acupuncture, CVA

是兽医诊所开展针灸相关业务的许可资质，被世界兽医行业所认可，广泛适用于北美、欧洲、澳大利亚等国家和地区，并被国际兽医针灸协会（International Veterinary Acupuncture Society, IVAS）和世界中医兽医学协会（World Association of Traditional Chinese Veterinary Medicine, WATCVM）所认证。

III. the Application at Home & Abroad



The training plan of TCVM to 1000 parsons in clinic

Public Welfare




领衔

王清兰 中国农业大学教授
陈武 北京农学院教授

后援：国际中兽医学院讲师/顾问团
 (知名专家教授30余人)

 穆祥	 刘钟杰	 胡元亮	 胡松华	 杨英	 魏彦明
 钟秀会	 罗超应	 严作廷	 史万玉	 何永明	 陈玉库
 刘娟	 郑继方	 李建喜	 姜代励	 段慧琴	 董虹
 张涛	 李佳	 侯显涛	 巴音吉日嘎拉	 刘家军	 胡庭俊
 王德云	 林珈好	 徐亮	 何静荣	 张继东	 曾中良
 高林	 许小丽	 王文军	 宋晓平	 王宇杰	 中兽医国际中心

III. the Application at Home & Abroad



Pro. Chenwu
Beijing University of Agriculture


Visiting professor
Azabu University



III. the Application at Home & Abroad



IV. Clinical Case Analysis



abdominal dropsy;
ascite (腹水)

High WBC
High Phos



Pt: ---
Pt Name: 白子

37.0°C
pH 7.35-7.45 7.349
PCO2 35-48 40.6 mmHg
PO2 83-108 25 mmHg
BEecf -5.0 -3 mmol/L
HCO3 15-23 22.4 mmol/L
TCO2 17-25 24 mmol/L
sO2 95-98% 42%


Na 139-158 152 mmol/L
K 3.4-4.7 4.8 mmol/L
iCa 1.0-1.4 1.24 mmol/L
Hct 35-51 32 %PCV
Hb* 11.7-17.4 10.9 g/dL
*via Hct

测试	检测结果	参考值范围	低	正常	高
ProCyte Dx (2018年1月21日 下午2:11)					
红细胞	7.38 x10 ¹² /L	6.54 - 12.20			
红细胞比容(HCT)	29.9 %	30.3 - 52.3	低		
血红蛋白(HGB)	10.6 g/dL	9.8 - 16.2			
平均红细胞体积 (MCV)	40.5 fL	35.9 - 53.1			
平均血红蛋白量 (MCH)	14.4 pg	11.8 - 17.3			
平均血红蛋白浓度 (MCHC)	35.5 g/dL	28.1 - 35.8			
红细胞分布宽度 (RDW)	26.2 %	15.0 - 27.0			
网织红细胞百分比 (%RETIC)	0.4 %				
网织红细胞 (RETIC)	31.0 K μ L	3.0 - 50.0			
白细胞	30.23 x10 ⁹ /L	2.87 - 17.02			高
中性粒细胞百分比 (%NEU)	*71.4 %				
淋巴细胞百分比 (%LYM)	*22.7 %				
单核细胞百分比 (%MONO)	*3.1 %				
嗜酸性粒细胞百分比 (%EOS)	1.9 %				
嗜碱性粒细胞百分比 (%BASO)	0.9 %				
中性粒细胞(NEU)	*21.58 x10 ⁹ /L	1.48 - 10.29			高
杆状核细胞 (BAND)	*疑似				
淋巴细胞(LYM)	*6.87 x10 ⁹ /L	0.92 - 6.88			
单核细胞(MONO)	*0.93 x10 ⁹ /L	0.05 - 0.67			高
嗜酸性粒细胞(EOS)	0.58 x10 ⁹ /L	0.17 - 1.57			
嗜碱性粒细胞 (BASO)	0.27 x10 ⁹ /L	0.01 - 0.26			高
血小板 (PLT)	316 K μ L	151 - 600			
平均血小板体积 (MPV)	-- fL	11.4 - 21.6			
血小板压积 (PCT)	-- %	0.00 - 0.79			

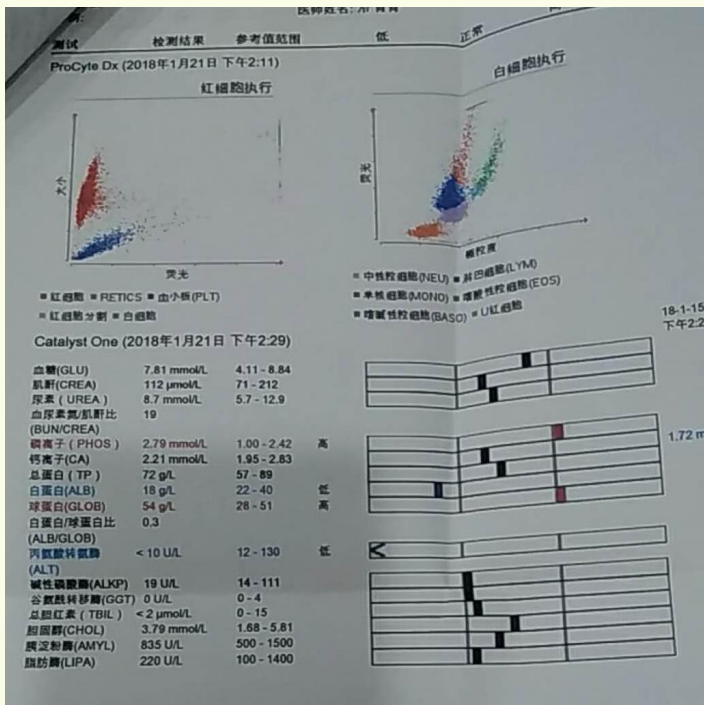
疑似有杆状中性粒细胞
白细胞异常分布

Catalyst One (2018年2月3日 下午4:27)

磷离子 (PHOS)	3.17 mmol/L	1.00 - 2.42	高
白蛋白(ALB)	16 g/L	22 - 40	低
丙氨酸转氨酶 (ALT)	< 10 U/L	12 - 130	低



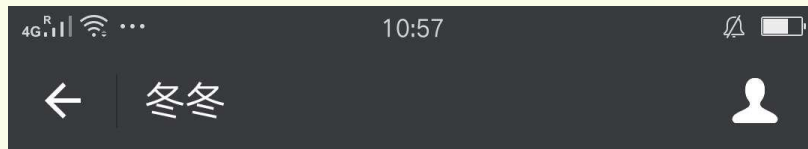
IV. Clinical Case Analysis



dosage forms

Manufacturer

Effect



副作用就应该没问题



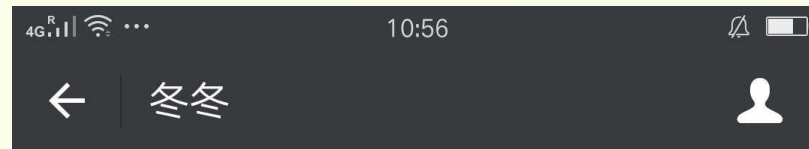
之前单位帮他灌中药的同事说喂了几天效果很明显



我带回家没有喂汤剂，水肿又起来了



这两个差距这么明显啊



哈哈！那就好



猫一下子尿了好多，整个腿和屁股全部都湿了，肚子和腿上的水有至少一半都没有了，看来同仁堂的中药效果是挺好的，我以为他腿踩到水盆里了，结果发现水肿有一半没有了，这个同仁堂的中药吃了才三天，之前抓的那个可能药材不好



她怎么会大量排尿，整个下班肢都是湿的

是尿浸的吧！不致于啊



估计身体不好，爬到上面不好下来，尿了之后就在原地待着

IV. Clinical Case Analysis



Paralysis after childbirth
Not Equal to
Parturient Paresis



After 15 days



犬剖腹产后莫名瘫痪的针灸治疗病例

侯昱诗¹, 王立娟², 王宝杰¹, 解红梅¹

(1. 山东畜牧兽医职业学院宠物科技系, 山东 潍坊 261061; 2. 商丘医学高等专科学校基础医学部, 河南 商丘 476100)

瘫痪是宠物临床常见病症之一, 为“痿证”、“痿

闭”范畴。本院于2016年2月接诊1例剖腹产后瘫痪犬, 经针灸治疗后康复, 其诊疗过程及体会总结如下。

收稿日期: 2016-12-06

基金项目: 北京农学院兽医学(中兽药)北京市重点实验室开放课题项目(KF20160134); 潍坊市科学技术发展项目(2016CX0348)

作者简介: 侯昱诗(1979-), 男, 讲师, 硕士, 研究方向为中兽药结合, E-mail: xlfhs_1@163.com

1 病例简介

泰迪犬, 1.5岁, 初产。前3胎自行分娩, 最后1

.....

IV. Clinical Case Analysis

The dog was crushed by a bicycle



Original state



Atlantoaxial Dislocation



The third cervical vertebra fracture




IV. Clinical Case Analysis



Forced walk

Freedom of Movement

He-Ne Laser



Sputtering Stand





不足之处，敬请指正！

谢谢

x

THANK YOU

